



The Mini Page

Betty Debnam, Founding Editor and Editor at Large



© 2009 Universal Press Syndicate

from The Mini Page © 2009 Universal Press Syndicate

Back-to-School Game

Safety Rules Shuffle



photo courtesy AAA Mid-Atlantic Foundation for Safety and Education

The school safety patrol

Each school day, more than 560,000 school safety patrol boys and girls across the country help to keep other students safe.

The patrols are usually selected by teachers and principals. They are often fifth- and sixth-grade students.

School safety patrols give their time to be at their post early in the morning, after school in the afternoon, and in all kinds of weather.

They often raise and lower the school flag as well.



Rules of the game

You'll need:

- One reader (adult or older kid) and one or two players

What to do:

1. Cut out each strip. Then cut along dotted line.
 2. Make two piles, one for pictures, one for rules.
 3. Spread out the pictures face-up.
 4. A reader reads a rule.
 5. When a player finds the matching picture, a match is made.
 6. When a match is not made, it is the other player's turn.
- If there is only one player, keep playing until all matches are made.


Safety rules for school bus riders:



Use the bus handrails and get on one rider at a time.



Obey the bus driver and the school safety patrol.



Cross at least 10 steps in front of the bus so the driver can see you.



Don't rush to the bus stop. Get there at least five minutes early. Stand well away from the road.



Wait until the bus comes to a complete stop before getting off.



Remain seated and keep the aisle clear.

Helping to Keep Schools Safe

How safety patrols started

In the early 1920s, Charles M. Hayes, president of AAA Chicago Motor Club, saw a need for patrols to help guide kids to and from schools.



Hayes turned to the American Automobile Association (AAA), a group that helps travelers, and got it interested in helping to spread the idea across the country.

Today, the association still supports safety patrols. It offers guidance, badges and safety videos to patrols.



What good patrols do

AAA school safety patrols pledge to:

- Report for duty on time.
- Perform their duties faithfully.
- Strive to prevent crashes and set a good example.
- Obey their teachers and patrol officers.
- Report dangerous student practices.
- Earn the respect of fellow students.



These school safety patrol members in Loudoun County, Virginia, are helping kids get to school safely.

photo courtesy AAA Mid-Atlantic Foundation for Safety and Education

Duties of school bus patrol

- Make sure the students move in an orderly manner and fill the bus from the back.
- See that books, lunch boxes, trash or any other items are kept off the floor.
- Make certain that no one touches the emergency door. Also, help the driver open the door if necessary.
- Keep order. Report to the driver anyone who does not cooperate. Report to the driver any damage to the bus.




What safety patrol members wear

For their own safety, school safety patrols must wear something that makes it easy for drivers to see them.



Most patrol members wear bright green or orange "Sam Browne" belts. The belts are named after a British military hero, Gen. Sam Browne. He lost his arm in a battle and designed a special belt to help him carry his sword.



Sam Browne

from The Mini Page © 2009 Universal Press Syndicate

More to Explore



The Mini Page provides ideas for Web sites, books or other resources that will help you learn more about this week's topics.

At the library:

"Staying Safe" by Alvin Silverstein

"Staying Safe on the School Bus" by Joanne Mattern

Site to see:

www.aaaexchange.com/Main/Default.asp?CategoryID=75&SubCategoryID=25&ContentsID=74

from The Mini Page © 2009 Universal Press Syndicate



School Safety TRY 'N FIND

Words and names that remind us of school safety are hidden in the block below. Some words are hidden backward, both up and down, and diagonally. Some letters are used twice. See if you can find: SAFETY, PATROL, LOOK, LISTEN, OBEY, BELT, BADGE, BUS, TRAFFIC, SCHOOL, RULES, CAREFUL, GIRL, ATTENTION, DEDICATED, STOP, HELP, CROSS, POLICE, RESPECT, SIGN, SAFE, BOY, DUTY, RIGHT, WAY.

MAKE IT
A SAFE SCHOOL
YEAR!



D	P	A	T	R	O	L	Q	S	T	L	E	B	T	N
X	E	Y	T	E	F	A	S	Y	U	O	P	X	R	O
B	A	D	G	E	J	O	A	F	B	O	Y	N	A	I
L	N	U	I	C	R	W	E	Y	T	K	E	E	F	T
O	T	T	P	C	S	R	E	S	P	E	C	T	F	N
O	H	Y	N	E	A	X	L	V	O	F	I	S	I	E
H	G	G	L	C	F	T	Q	B	U	S	L	I	C	T
C	I	U	Z	K	E	H	E	L	P	F	O	L	M	T
S	R	G	I	R	L	Y	V	D	G	U	P	J	I	A

Mini Spy . . .



Mini Spy and her friends are learning about safety. See if you can find:

- | | | | |
|---------------|----------------|------------|-----------|
| • ear of corn | • needle | • apple | • heart |
| • word MINI | • paper clip | • key | • whistle |
| • number 6 | • boot | • number 7 | • kite |
| • letter E | • ruler | • bell | • mug |
| • letter Y | • cheese wedge | • letter L | |



from The Mini Page © 2009 Universal Press Syndicate



Rookie Cookie's Recipe Fruitful Chicken Salad

You'll need:

- | | |
|--|--|
| • 3 cups diced cooked chicken | • 1 (11-ounce) can mandarin oranges, drained |
| • 1 cup diced celery | • 1/3 cup sliced almonds |
| • juice from 1 small lemon | • 1/3 cup reduced-fat mayonnaise |
| • 1 tablespoon minced red onion | • 1 tablespoon Dijon mustard |
| • 1 teaspoon salt | |
| • 1 cup seedless green grapes, quartered | |

What to do:

1. Combine chicken, celery, lemon juice, onion and salt in a large bowl. Chill.
2. After chilling, gently stir in remaining ingredients to mix.
3. Serve on bread as sandwiches, or on lettuce leaves as a salad. Serves 6 to 8.

You will need an adult's help with this recipe.

from The Mini Page © 2009 Universal Press Syndicate

Meet Denis Leary



photo courtesy 20th Century Fox

Denis Leary is the voice of Diego, the saber-toothed tiger, in the movie "Ice Age: Dawn of the Dinosaurs."

Denis has been the voice of Diego in the other two "Ice Age" movies and the voice of Francis in "A Bug's Life." He has acted in several TV shows, including "Rescue Me," which he co-created.

Denis, 52, grew up in Worcester, Mass. After a warehouse fire there killed six firefighters, including Denis' cousin, he started the Leary Firefighters Foundation to help obtain equipment and training for fire departments in Worcester and Boston.


For 14 years he has also co-produced a benefit to raise money to help kids and adults when they are having medical treatment.

from The Mini Page © 2009 Universal Press Syndicate

New!

The Mini Page® Book of States

The Mini Page's popular series of issues about each state is collected here in a 156-page softcover book. Conveniently spiral-bound for ease of use, this invaluable resource contains A-to-Z facts about each state, along with the District of Columbia. Illustrated with colorful photographs and art, and complete with updated information, The Mini Page Book of States will be a favorite in classrooms and homes for years to come.



To order, send \$15.99 (\$19.99 Canada) plus \$5 postage and handling for each copy. Make check or money order (U.S. funds only) payable to Universal Press Syndicate. Send to The Mini Page Book of States, Universal Press Syndicate, P.O. Box 6814, Leawood, KS 66206. Or call toll-free 800-591-2097 or go to www.smartwarehousing.com.

Please send _____ copies of The Mini Page Book of States (Item #0-7407-8549-4) at \$20.99 each, total cost. (Bulk discount information available upon request.)

Name: _____

Address: _____

City: _____ State: _____ Zip: _____

Please include all of the appropriate registered trademark symbols and copyright lines in any publication of The Mini Page®.

from The Mini Page © 2009 Universal Press Syndicate



MIGHTY
FUNNY'S

Mini Jokes

All the following jokes have something in common. Can you guess the common theme or category?

Sade: Where do spooky creatures go to learn?
Salvador: A sghoul!



Sable: What do future bankers love about circle time at school?
Sabina: Show and teller!

Sage: What is a thermometer's purpose at school?

Sam: To earn degrees!




When riding in cars:



Fasten your seat belt.



Sit quietly and don't bother the driver. Always sit in the back seat.



Always get out on the curb side of the car.

When walking to and from school:



Unless other plans are made with your family, go right home from school.




Cross only at intersections. Walk, never run.



Obey the school safety patrols, police and crossing guards.




Look in all directions before crossing the street.



Obey traffic signals.



Walk facing the traffic if there are no sidewalks.



Watch for turning vehicles.



Avoid crossing between parked cars.



Beware of strangers and avoid them.


When cycling to school:




Wear a helmet.




Use a backpack to carry books. Keep your hands on the handlebars.



Walk your bike across busy intersections.



Stop and look all ways before entering a roadway from a driveway.



Go with the traffic and obey the rules of the road.

The Mini Page thanks Terpse Gentile, manager of Traffic Safety Programs/ Special Projects, Mid-Atlantic Foundation for Safety and Education, and AAA National for help with this issue.

The Mini Page Staff

Betty Debnam - Founding Editor and Editor at Large Lisa Tarry - Managing Editor Lucy Lien - Associate Editor Wendy Daley - Artist

Please include all of the appropriate registered trademark symbols and copyright lines in any publication of The Mini Page®.